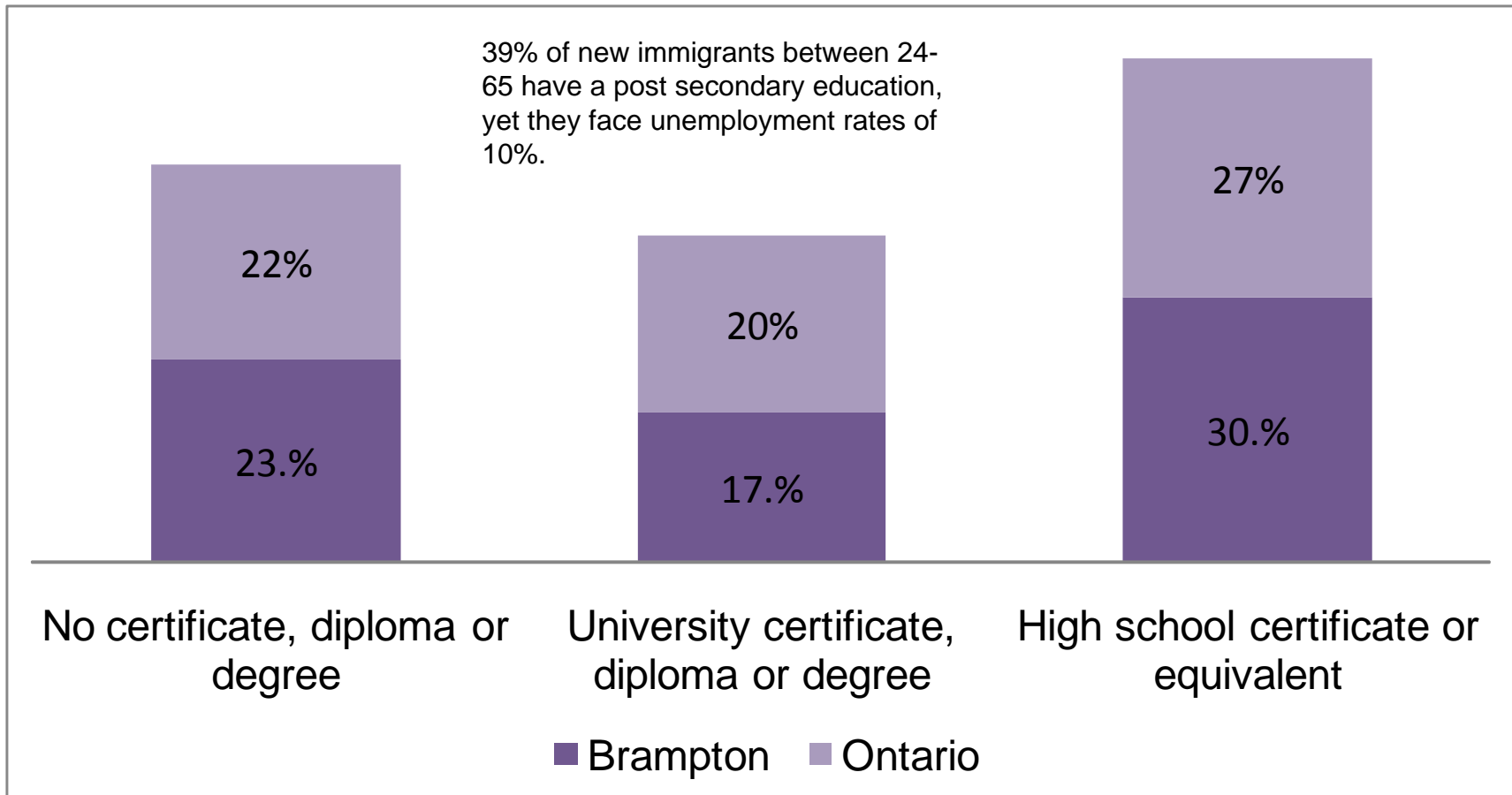


Quality of Life Brampton

**Base Date Set
January 2009**

Learning

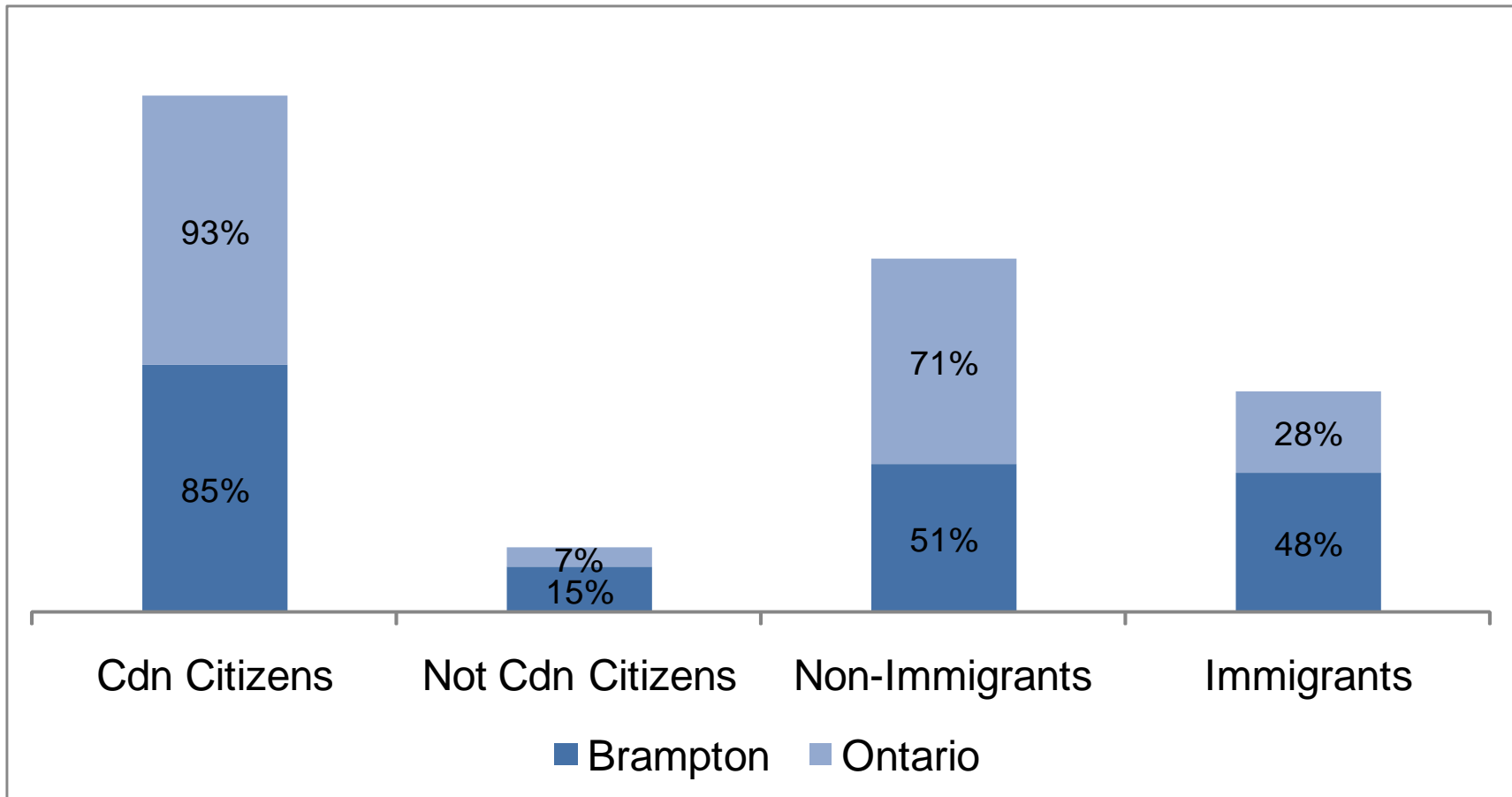
Total Population 15 or more Years of Age



Source: Statistics Canada, 2006 Census

Getting Started in Canada

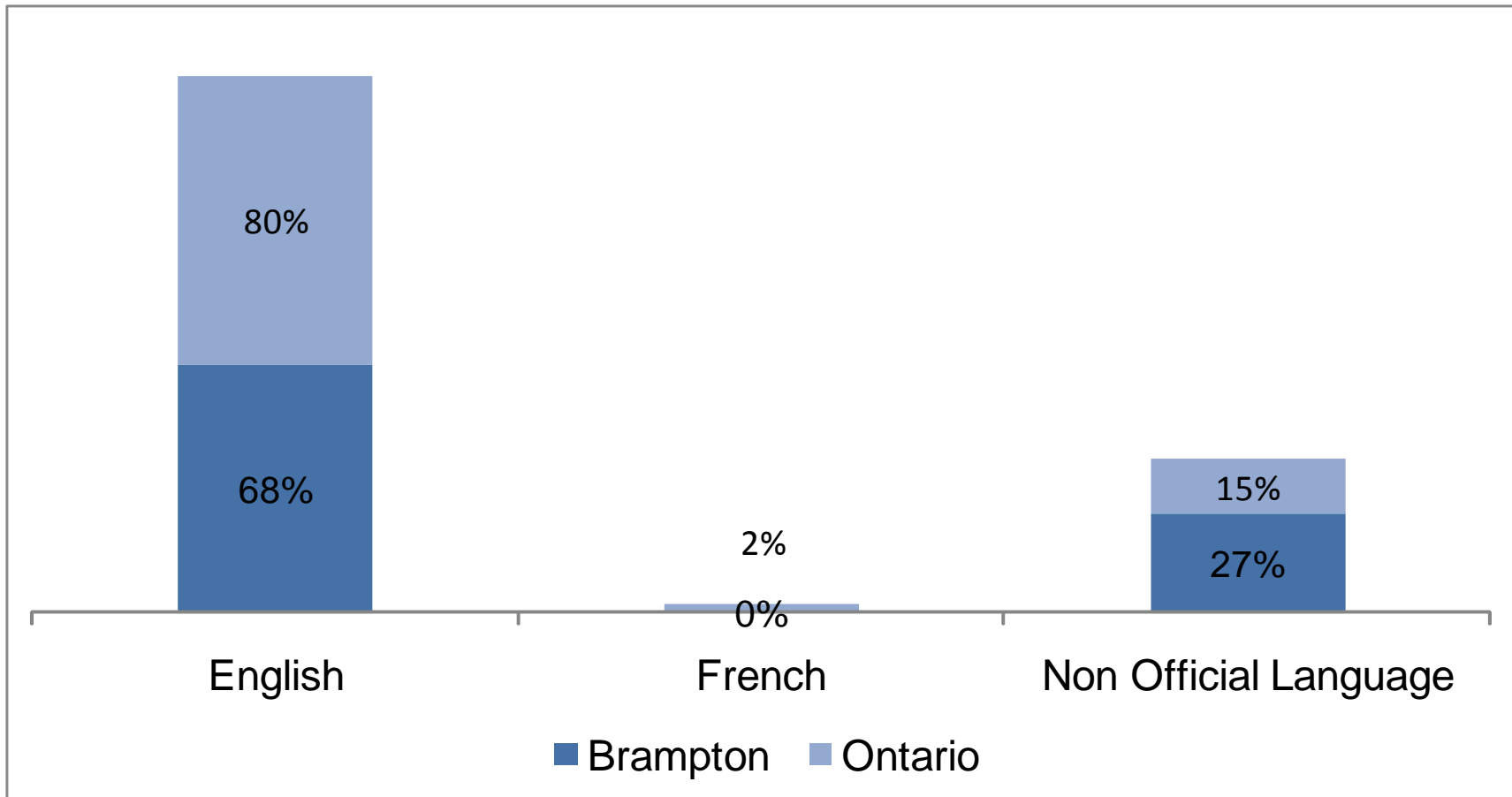
Immigration and Citizenship
As a Proportion of Total Population



Source: Statistics Canada, 2006

Getting Started in Canada

Language Spoken in Home



Source: Statistics Canada, 2006

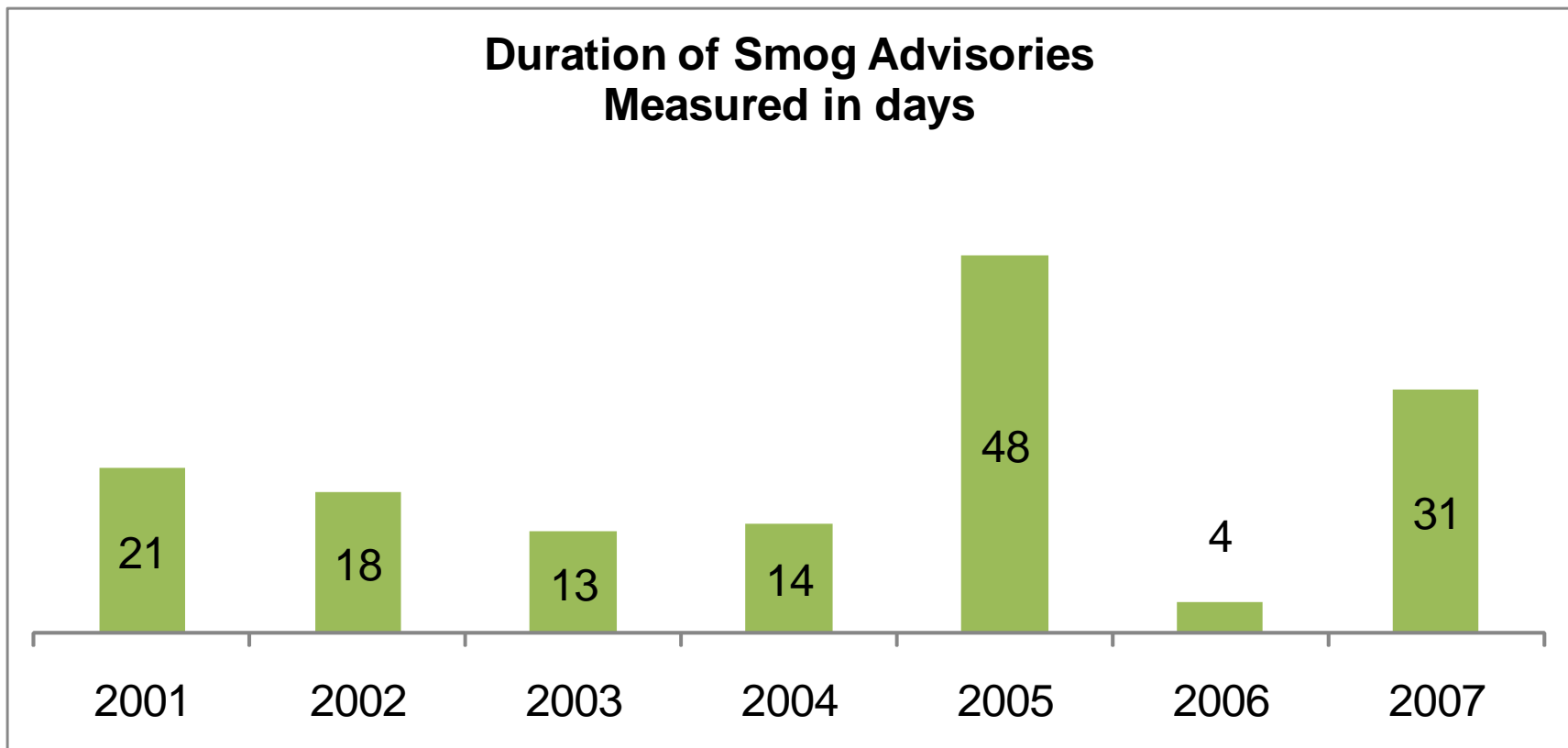
Environment

Waste, Water, Wastewater, Air Quality

- Waste Management: Peel's residents divert 50 per cent of Peel's waste from disposal. Peel is more than two-thirds to its target of 70%.
- The City of Brampton has a Community recycling centre and residents are offered the following services: Public Drop-off Area for Recyclable and Non-Recyclable Materials ; Household Hazardous Waste Drop-off Area and Reuse Centre; Reusable Goods Drop-off ; Education Centre (at specified sites); Reusable Goods Stores (at specified sites)
- Water Quality: **Lake Ontario** is the source for the South Peel Water System. As lake water enters the intake, it is chlorinated. The chlorine kills bacteria and prevents zebra mussels from clogging up the pipe. The Region of Peel treats approximately 175 billion litres of water every year.
- Wastewater: The G. E. Booth (Lakeview) Wastewater Treatment Facility is located on the shore of Lake Ontario in Mississauga. This plant processes the wastewater from homes and businesses in Bolton, Caledon East, Brampton and the eastern parts of Mississauga. Three trunk sewers lead to the Lakeview plant with the total daily capacity of 448,000 cubic metres of wastewater.
- Air Quality: When the AQHI is high (7 to 10), individuals should consider rescheduling or reducing strenuous outdoor activity if they experience symptoms such as coughing and shortness of breath. During a high AQHI, at-risk populations should reschedule or reduce strenuous outdoor activities, and children and elderly should take it easy.
- The AQHI is different from the Air Quality Index (AQI), which triggers smog advisories. The AQI is not reflective of human health outcomes. It is based on six key air pollutants which include: sulphur dioxide, ozone, nitrogen dioxide, carbon monoxide, total reduced sulphur and particulate matter (PM2.5). Each hour, the concentration of the six pollutants is measured at particular stations across Ontario. The pollutant with the highest number at the given hour becomes the AQI.
- The AQHI is calculated based on the risk from three indicator pollutants (ozone, particulate matter and nitrogen dioxide) which reflects the cumulative health impacts from multiple pollutants. The AQHI reflects medical and scientific opinion that even low levels of air pollutants can affect human health, particularly when there are combinations of substances. The AQHI enables people to assess their own health risk by providing readings for at-risk groups and healthy individuals. At-risk groups include children, seniors and people of all ages with pre-existing heart and breathing problems and people who work outdoors. These people may be at a higher health risk when involved in physical activities outdoors during poor air quality days.

Environment

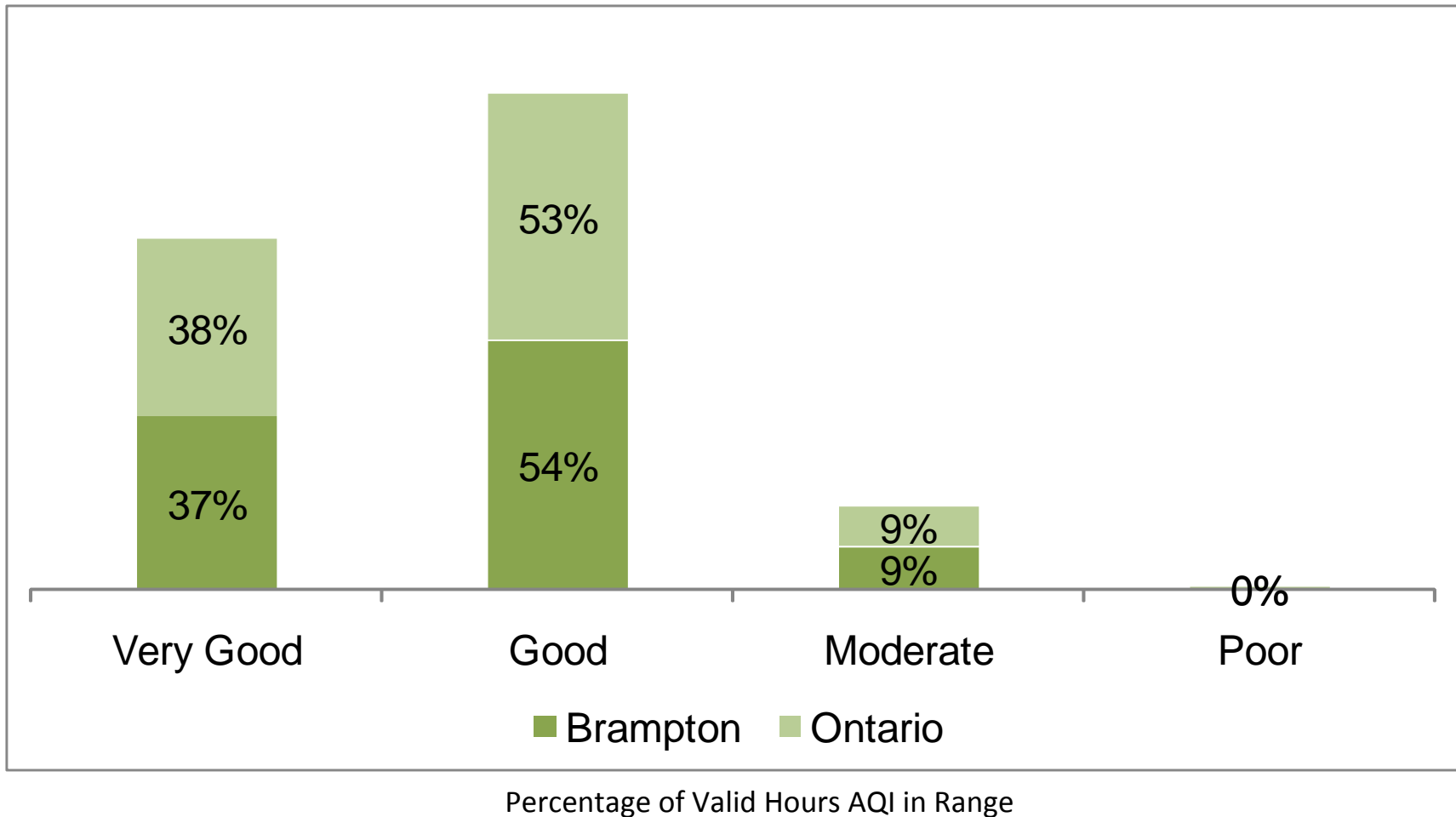
Peel Air Quality, 2001-2007



Source: Region of Peel, 2007

Environment

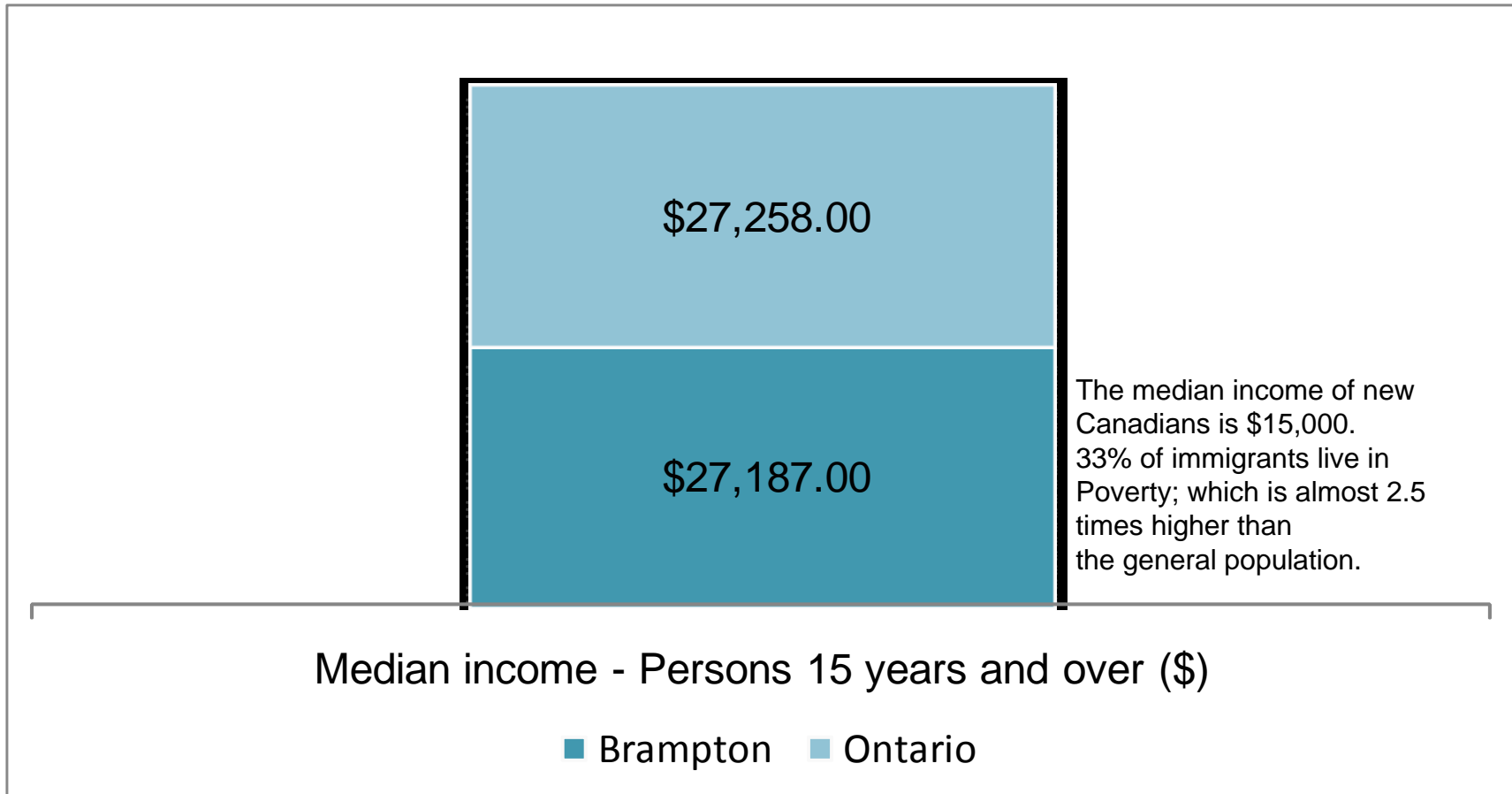
Air Quality Index, 2006



Source: Air Quality in Ontario Report, 2006, Ontario Ministry of the Environment

Gap Between Rich and Poor

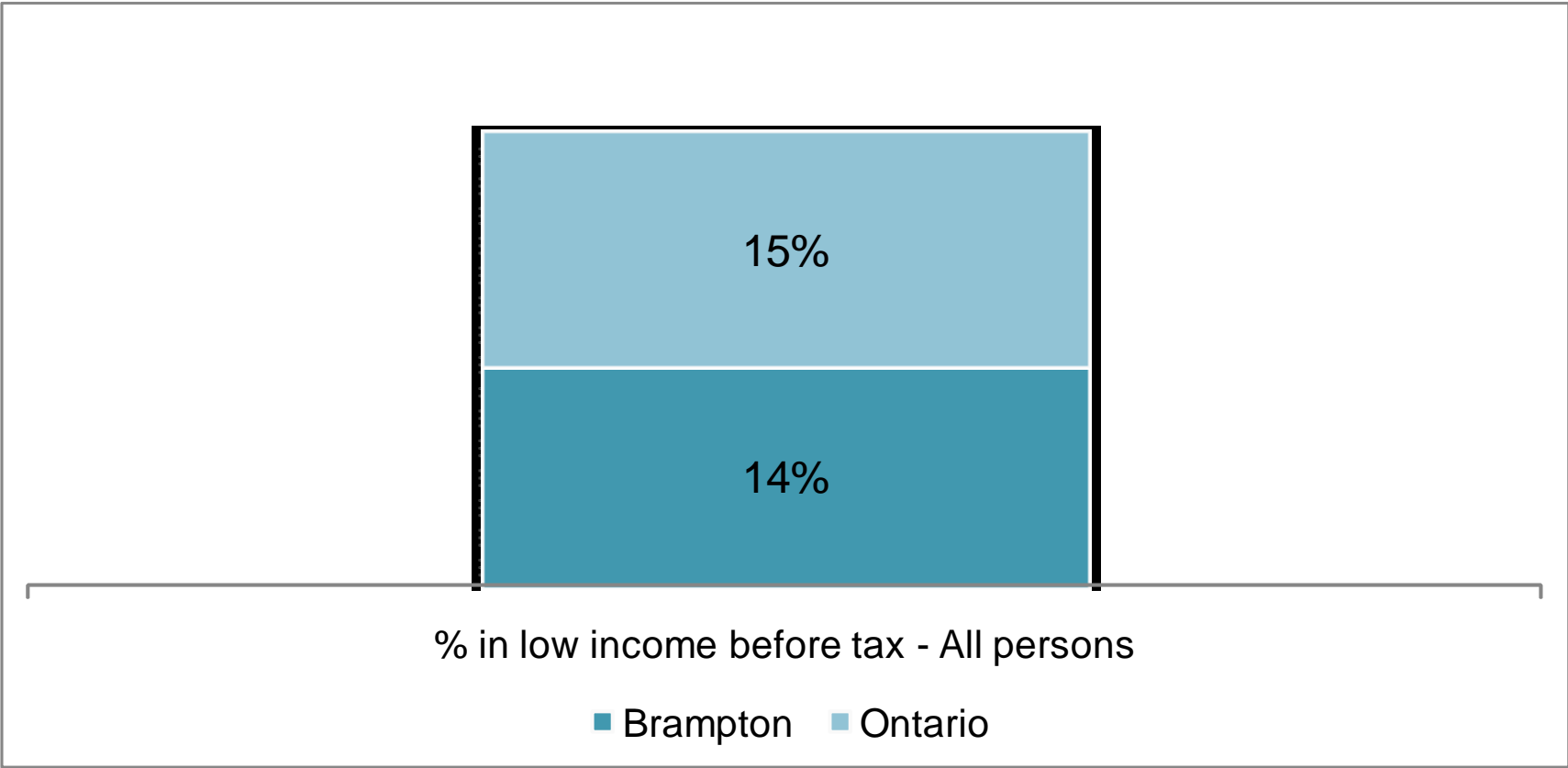
Median Income



Source: Statistics Canada, 2006; Peel Newcomer Strategy Group, 2008

Gap Between Rich and Poor

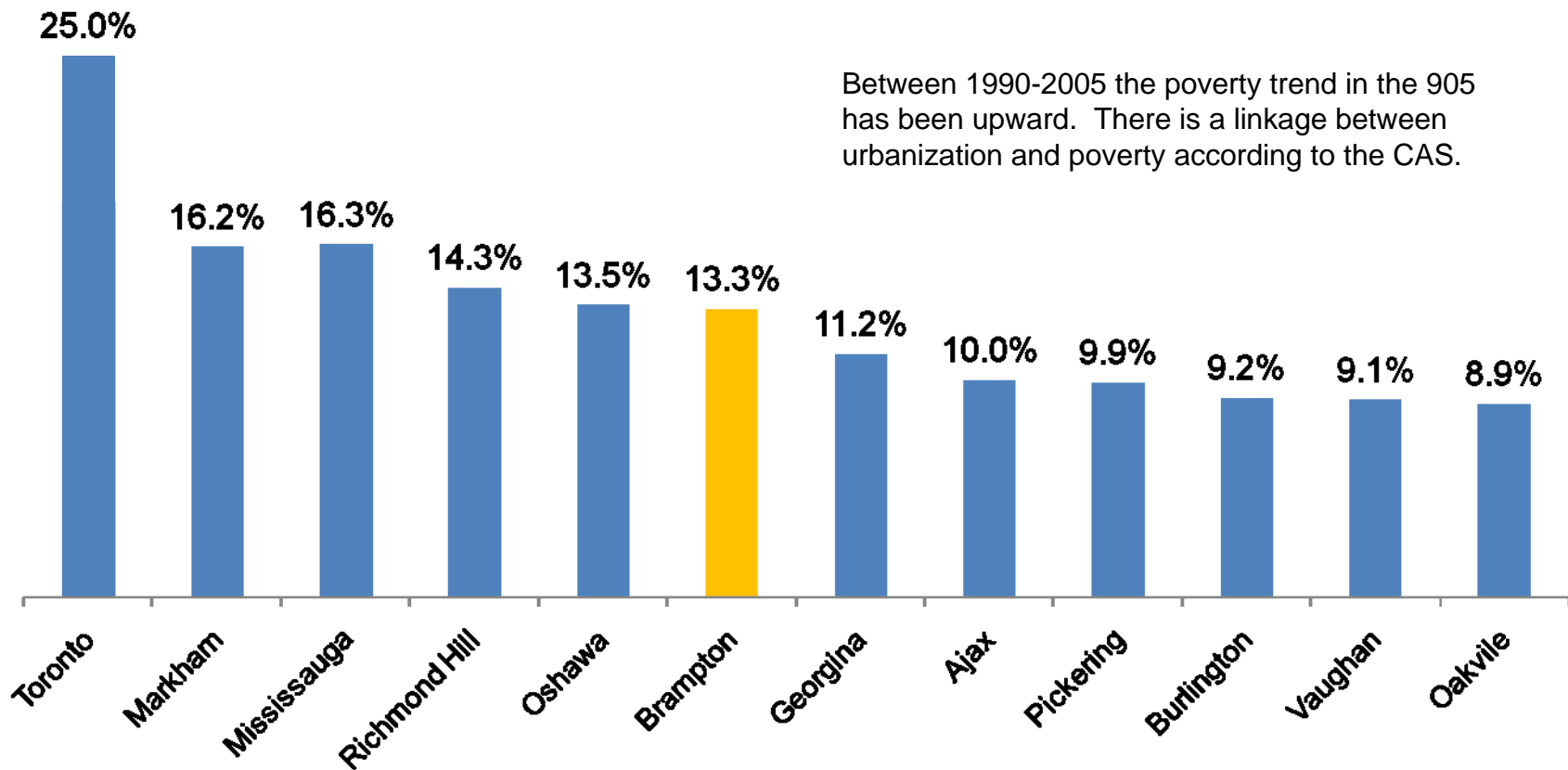
Median Income



Source: Statistics Canada, 2006

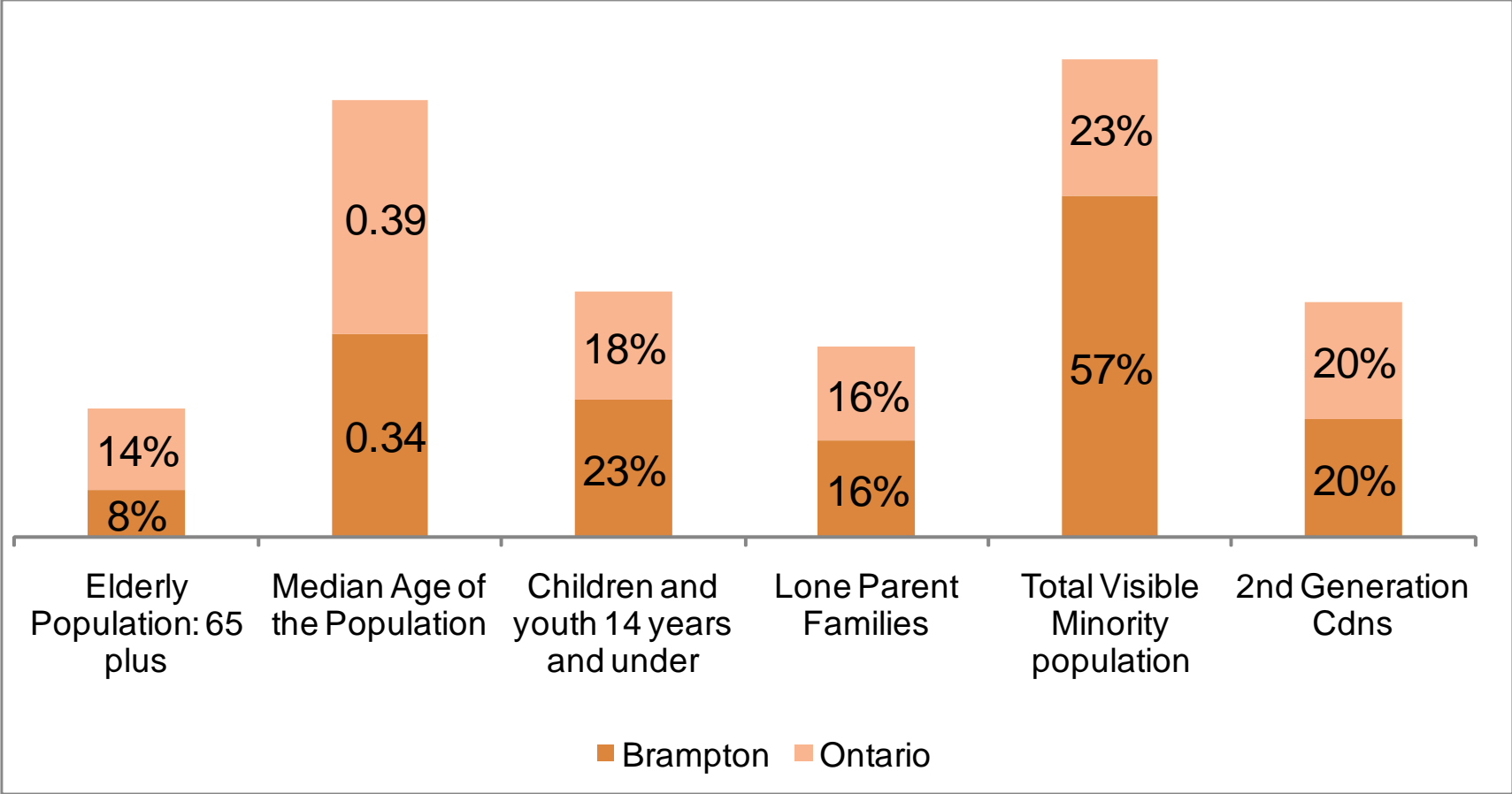
Gap Between Rich and Poor

Child Poverty in the GTA



Source: Statistics Canada, 2006; Children's Aid Society, 2008

Valuing Diversity

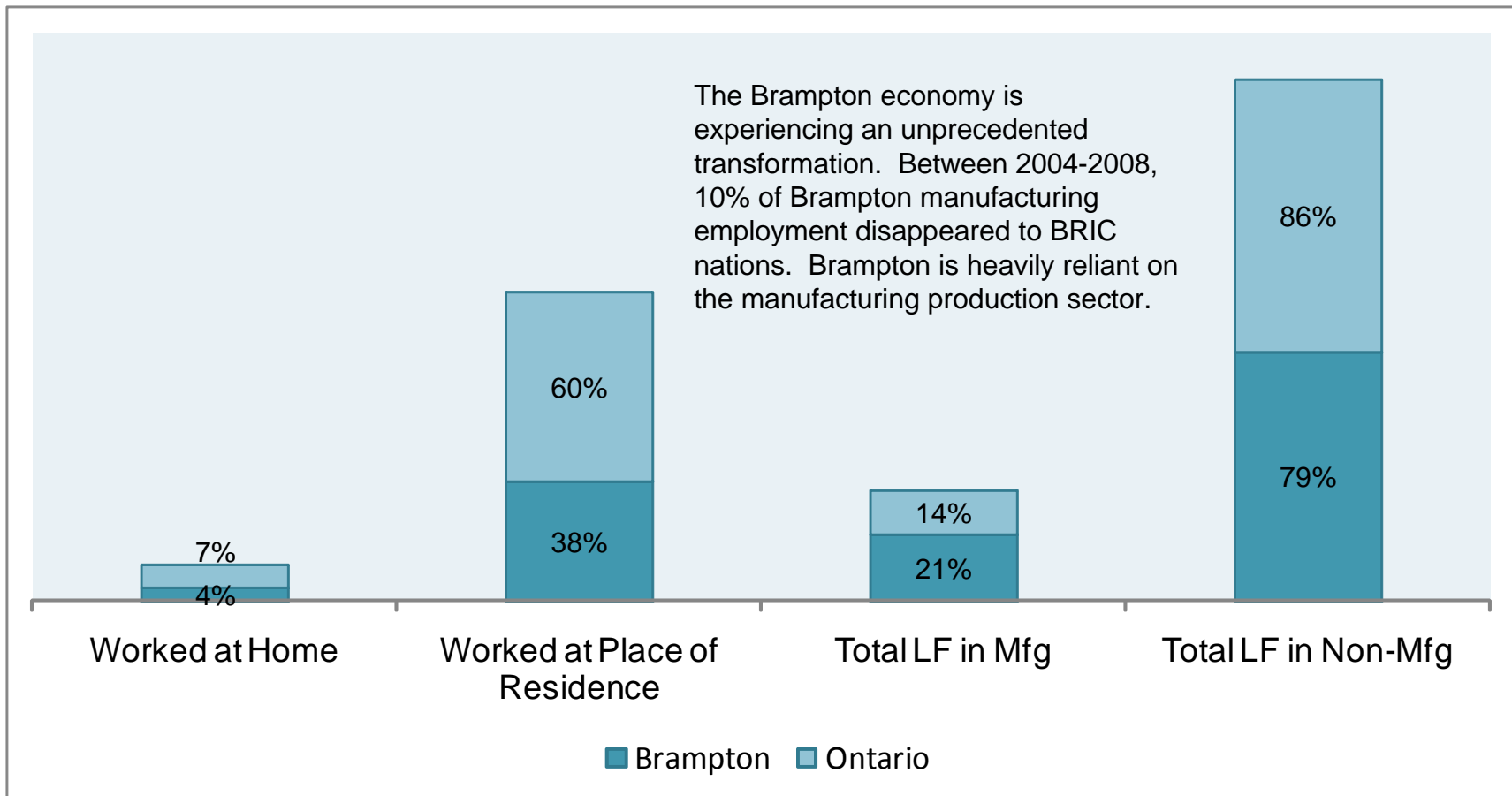


Source: Statistics Canada, 2006

Brampton has an Accessibility Advisory Committee comprised of residents. There is an annual plan, staff and bud

Work

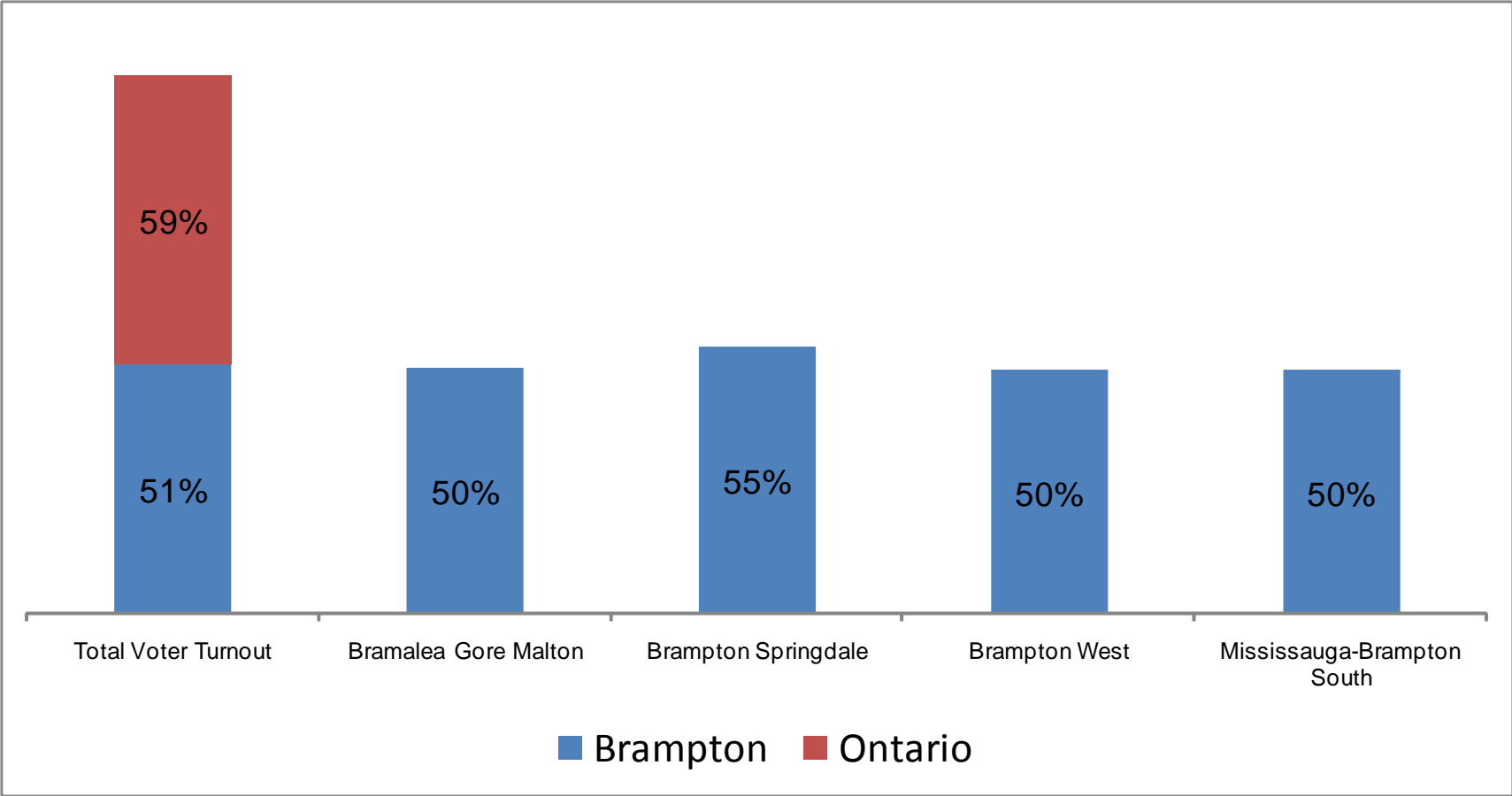
Composition of Employed Labour Force



Source: Statistics Canada, 2006

Belonging and Leadership

Voter Turn-out at October 16, 2008 Federal Election



Source: Elections Canada, 2008; CANSIM Table 105-0501 Statistics Canada

Belonging and Leadership

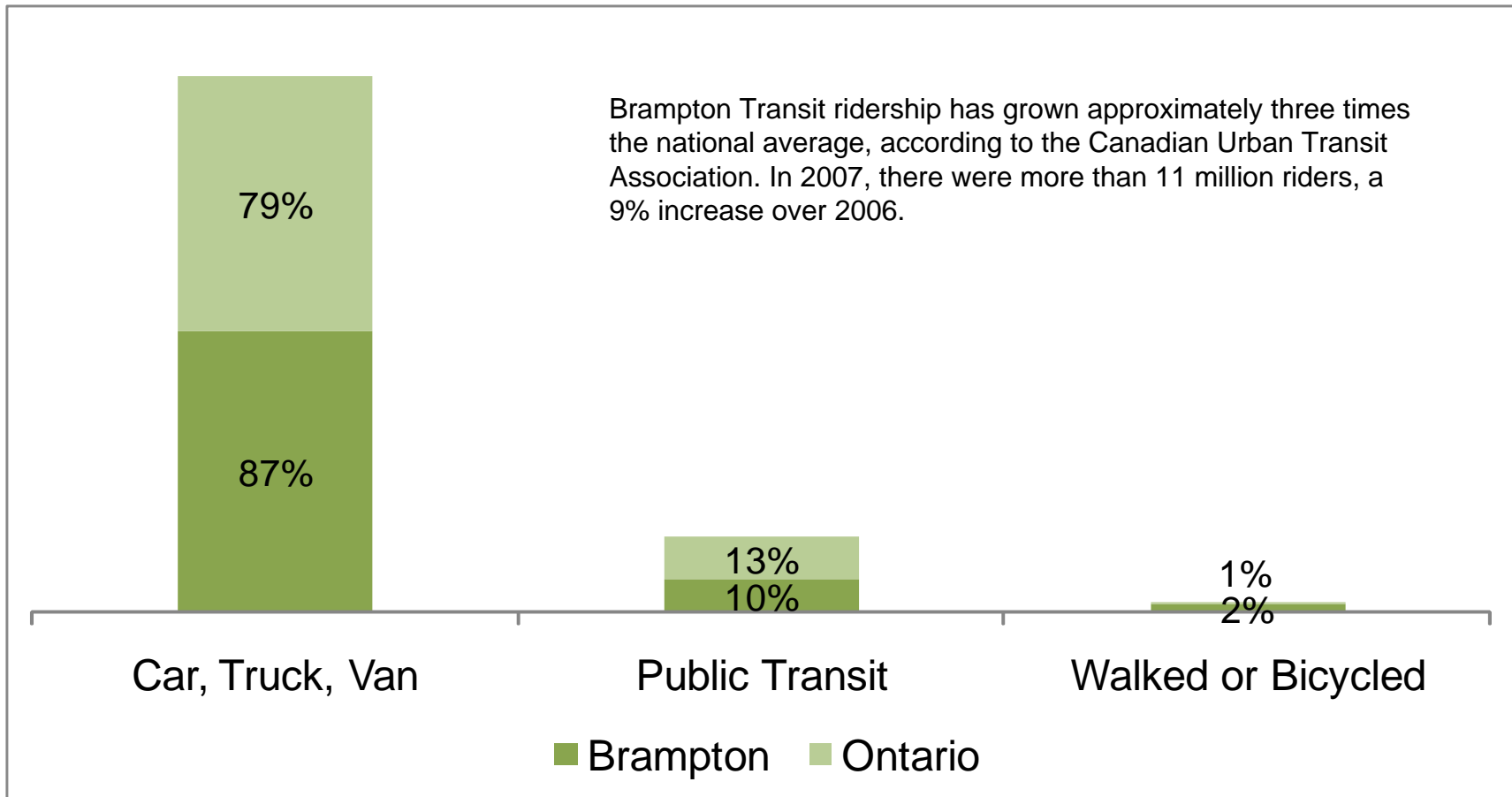
Major Community Awards

- 2006 – Brampton was the recipient of the National Communities in Bloom Award
- 2007- Brampton was designated a Safe Community by the World Health Organization (WHO)
- 2008- Brampton was the recipient of the International Communities in Bloom Award

According to the Canadian Community Health Survey (2007), 61.4% of Peel residents felt somewhat strong or very strong sense of belonging to their local community

Sustainable City

Modes of Transportation to Work



Source: Statistics Canada, 2006; CUTA, 2007

Sustainable City

Household Energy Conservation Programs

- **Peaksaver:** This program means residents can help reduce the demand for electricity in the community. Sign up is required to allow Hydro One Brampton to cycle down air conditioning units temporarily. Program is designed to help reduce the strain on the electricity system on summer days when electricity use is at its peak (usually between 12 p.m. and 6 p.m. on weekdays; never on weekends or holidays). Hydro One Brampton installs a programmable thermostat valued at \$250 that allows Hydro One to send a wireless signal to cycle down the household air conditioner. To be eligible, one must be a homeowner of a single-family home with a central cooling system. There is a \$25 credit on homeowners bill from Hydro One Brampton for signing up.
- **ELECTRICITY RETROFIT INCENTIVE PROGRAM (ERIP):** The Ontario Power Authority in cooperation with Hydro One Brampton are assisting Commercial, Industrial, and Institutional and Agricultural customers to conserve energy. The Electricity Retrofit Incentive Program focuses on the areas of lighting, motors, heating and ventilation and air conditioning (HVAC), and the overall electricity systems.
- **The PowerHouse Program** provides loans, rebates and information on: Solar water heating systems; Photovoltaic (PV) solar power systems; Geothermal systems; Small wind systems; Installing a renewable energy system helps you cut your energy bills and reduce emissions.

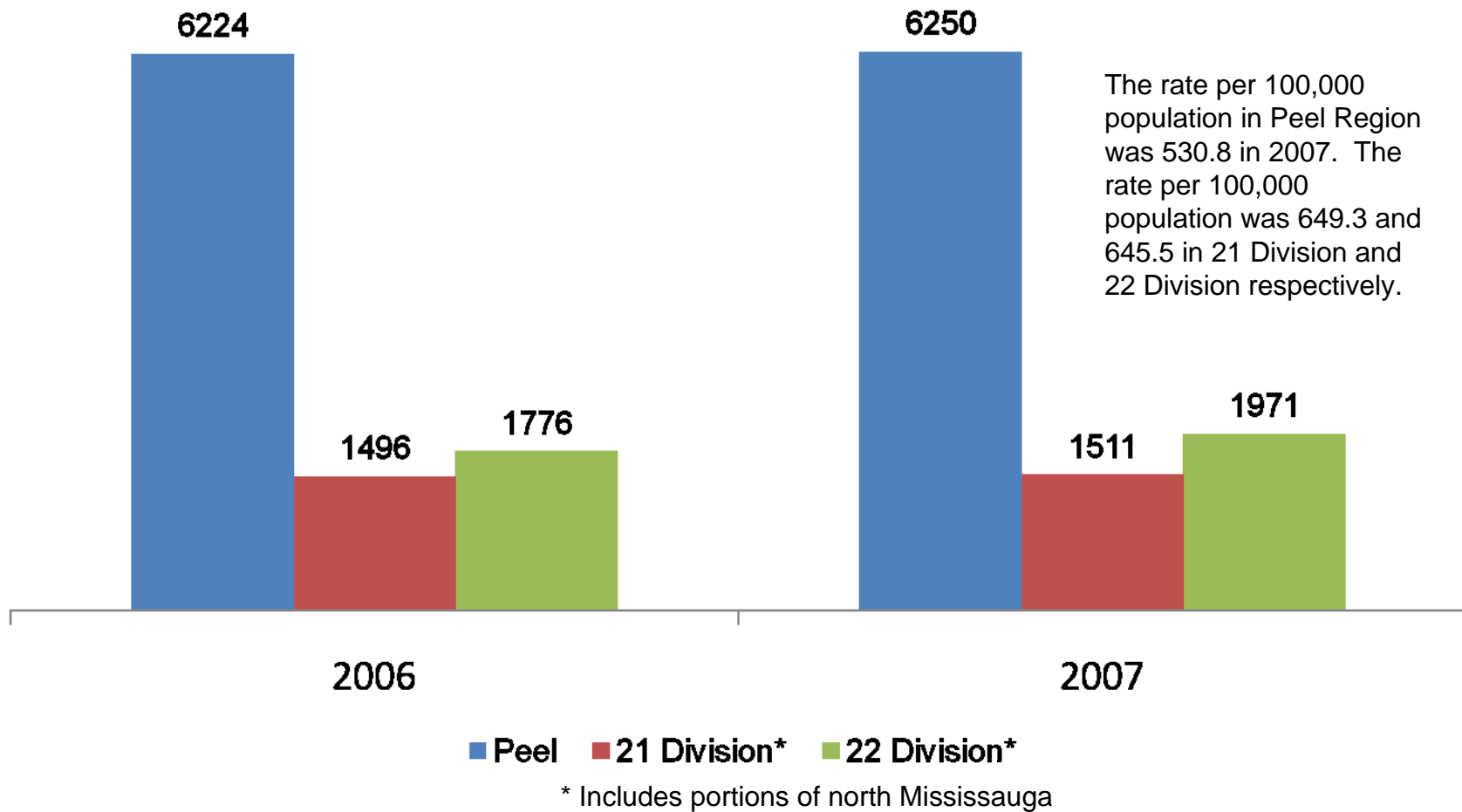
Sustainable City

Key Municipal Initiatives

- **Naturalization Program:** A \$10 million multi-year initiative sees two southern portions of the Fletcher's Creek valley naturalized. The first area, affecting 22 hectares of land along 1.2 kilometres, extends from Sheridan College to Highway 407. The second site extends 1.8 kilometres and affects about 40 hectares of valleyland from just north of Queen Street past Chris Gibson and Fred Kline Parks to Williams Parkway. The program, using all native species, will plant over 1500 larger trees, 1500 saplings and 30,000 shrubs.
- **Green Fleet:** The City of Brampton has introduced 16 Smart cars and hybrid vehicles driven by By-Law Enforcement officers and aimed at conserving fuel and reducing emissions. The City of Brampton will avoid producing up to 32,000 kilograms of CO2. Brampton purchased 10 Daimler-Chrysler Smart cars. The diesel-powered Smart Car has been approved by Transport Canada and has many safety features, including four airbags, anti-lock brakes and electronic stability control. It has been certified by Transport Canada and is rated at 3.8 litres for every 100 kilometres on the highway, and 4.6 litres in the city. The City has also ordered six Honda Civic Hybrids. These vehicles operate on gas and electricity.
- **Bio-Diesel:** The First Municipality in Canada to commit to using Biodiesel Fuels in its Fleets.
- **E-Poke:** To clear winter roads and melt the ice, the City uses e-pokes. These are special de-icers on snowplows that, instead of flinging salt particles in all directions, distribute a liquid brine along the centre of the roadway and allow it to work its way out to the curb by vehicular traffic. Traditional vehicles waste about 70 per cent of the salt they spread on the road. E-pokes reduce the amount of salt used, and cause less damage to roads, vehicles, property and the environment. By using 14,000 tonnes of salt a year on 2,200 lane kilometres of roads, the quantity of salt applied is very low compared with common practices. This industry-leading City initiative maintains optimal road safety with minimal harm to the natural environment. It also saves taxpayers thousands of dollars.
- **Annual Spring and Fall Clean-up Days Attract Thousands of Volunteers:** During the annual Spring and Fall Clean-up days, more than 30,000 Bramptonians volunteer their time and energy to remove litter from city parks, ravines, boulevards, greenbelts and walkways. The City's Community Services and Works and Transportation departments, the Region of Peel, community groups and residents are key partners in this popular event that promotes environmental care.

Safety

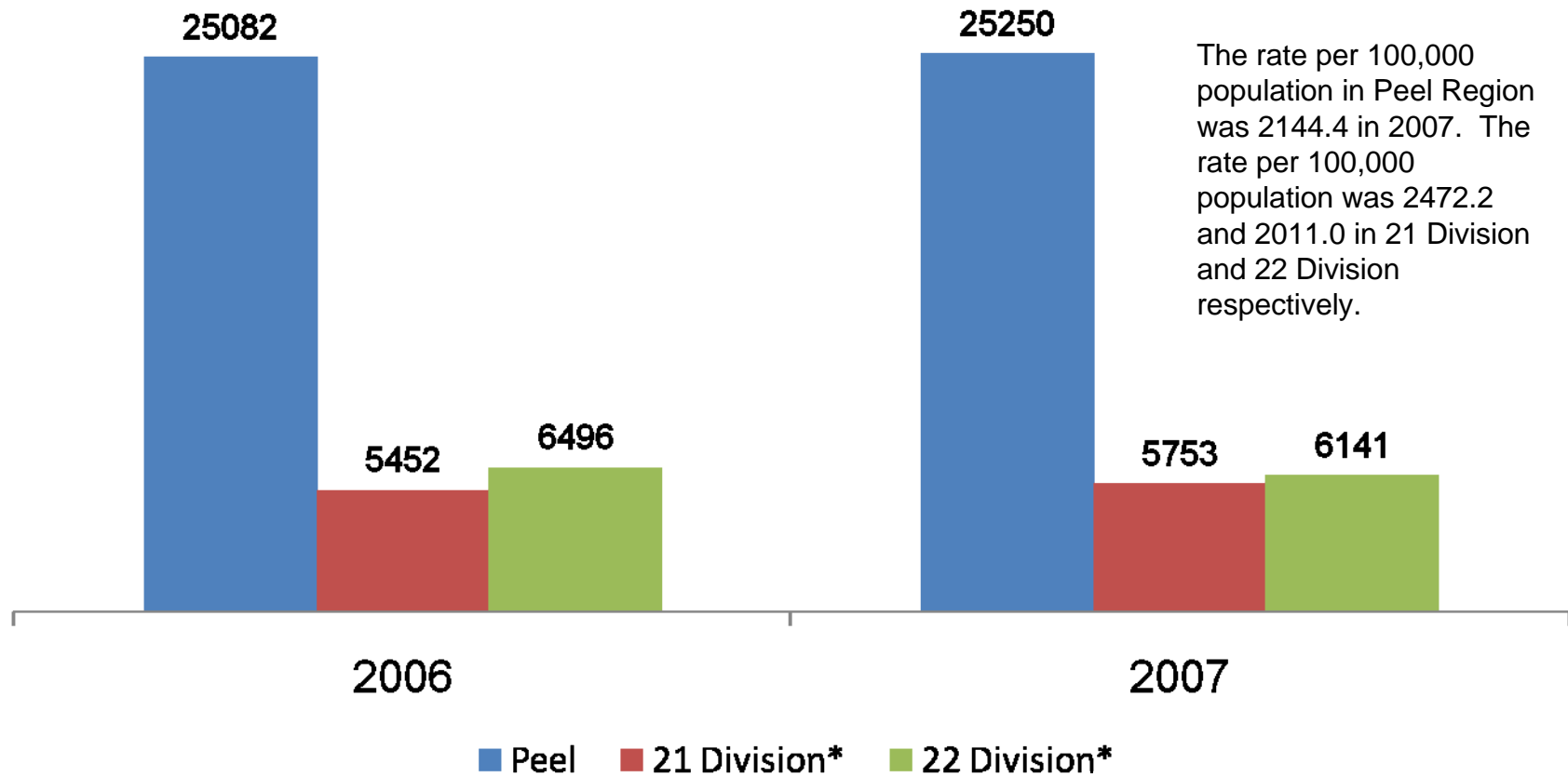
Crimes of Violence



Source: Peel Police Annual Adequacy Standards Report, June 2008

Safety

Crimes Against Property



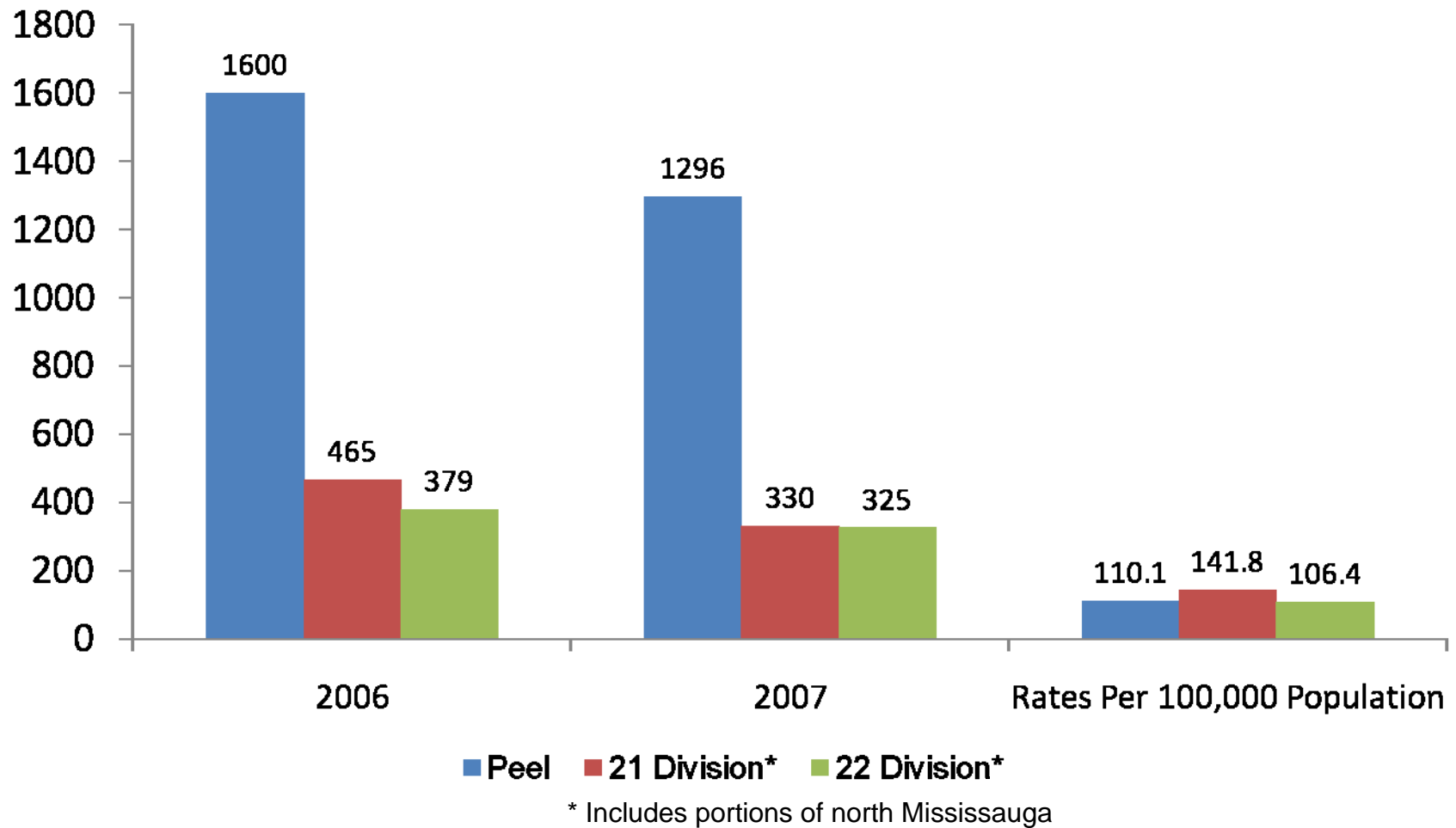
The rate per 100,000 population in Peel Region was 2144.4 in 2007. The rate per 100,000 population was 2472.2 and 2011.0 in 21 Division and 22 Division respectively.

* Includes portions of north Mississauga

Source: Peel Police Annual Adequacy Standards Report, June 2008

Safety

Criminal Driving Offences (Impaired Driving)



Source: Peel Police Annual Adequacy Standards Report, June 2008

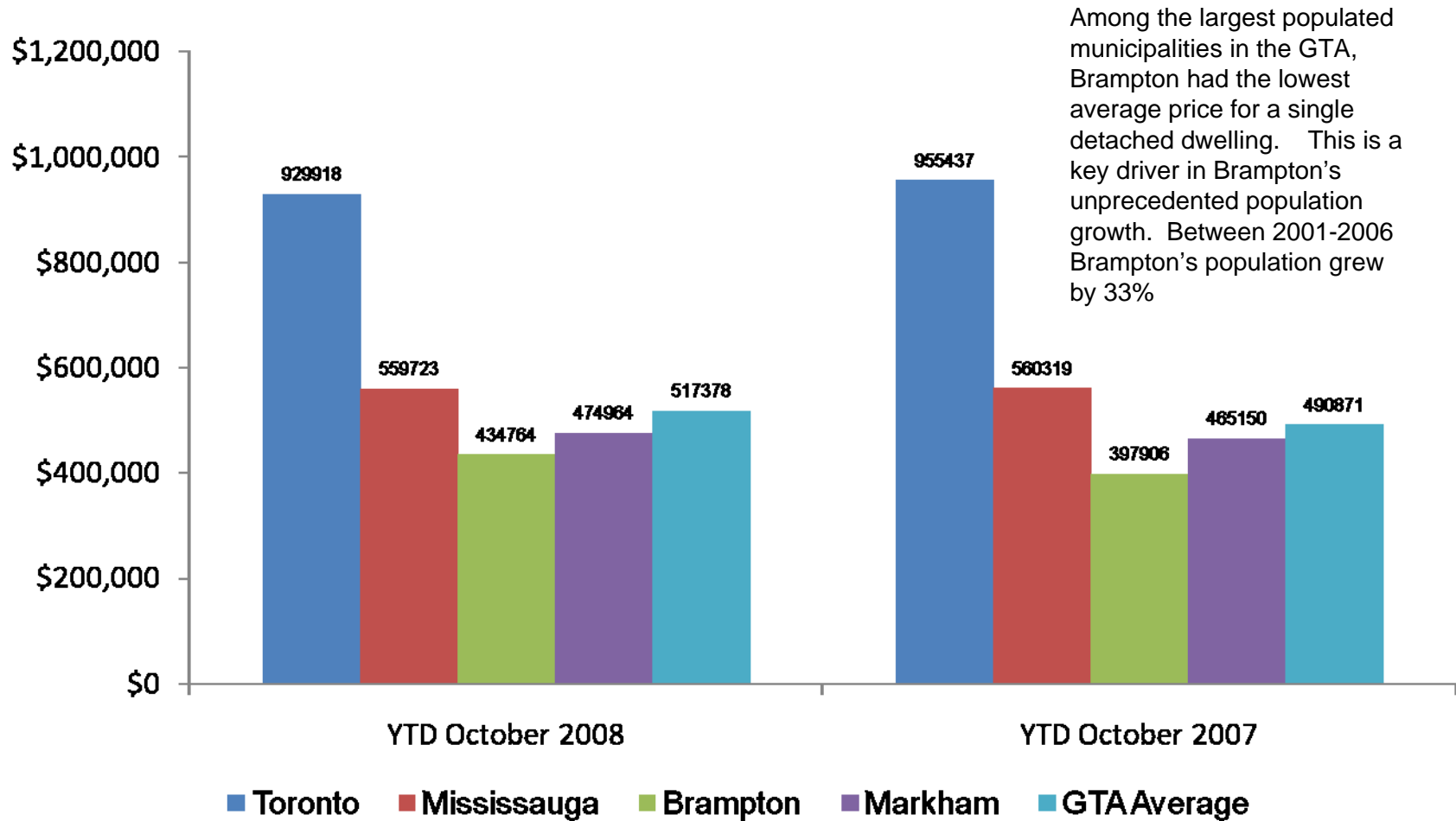
Safety

Crime Prevention Programs in the Community

- Peel Regional Police have programs which help to prevent, reduce victimization, or solve crimes through police education, awareness and deterrence activities.
- Community Programs include:
 - Crime Stoppers
 - Youth Education (Safety Village; Reduce Abuse in Drugs Program (RAID); Internet Safety and Awareness; Bullying; Youth and the Law; Stranger Awareness; Policing as a Career; Community Helpers; Safe School Protocol; Project Eagle
 - Crime Prevention: CPTED Security Audits; Lectures Presentations; Site Plan Review/Development; Police Show Segments; Initiatives with Crime Prevention Associations
 - Strategic Community Partnerships with Brampton Safe City Association in Brampton and Mississauga Crime Prevention Association in Mississauga.

Housing

Average Price of Absorbed Single Detached Units



Source: Canada Mortgage and Housing Corporation, November 2008

Housing

Social Housing in Peel

- A recent survey conducted on behalf of the Ontario Non-Profit Housing Association (ONPHA), *2008 Report on Waiting List Statistics for Ontario*, shows that the Region of Peel has the longest wait list for affordable housing among the 47 Municipal Service Manager areas in Ontario.
- The 21-year wait list for Peel is the largest in Ontario. Second to this is Toronto's wait list of four to six years for singles and families. The difference between Peel and other municipalities is due to a number of factors. Peel is one of the fastest growing regions in Ontario. As well, Peel is maturing. Seniors are making up an increasingly higher proportion of the population.
- Peel has been growing at a rate of more than 34,000 new residents each year. Most of that growth is from immigration and growing numbers of new immigrants are increasingly vulnerable to low income and in need of social housing.
- We need stronger government support for settlement funding and foreign credentials recognition so these new residents can maintain a decent standard of living in Peel.
- The ONPHA survey records households who are active on the waiting lists for assisted housing for 2008. Peel Region reported 13,564 households on the wait list in 2007, comprised of 2,286 seniors, 3,596 singles and 7,682 families. As supply of affordable housing units has not kept pace with demand in Peel, seniors can expect to wait three to seven years for a unit, while singles and families endure a wait time of up to 21 years.
- ONPHA is an association of non-profit housing organizations which provide high quality affordable housing for low and moderate income people in communities across Ontario
- The Human Services department, established in June 2007, provides services that support full participation by all residents in the economic, social and cultural life of the Region, in particular by providing a continuum of supports for vulnerable or at-risk members of the community. The department's divisions include Ontario Works, Children's Services, Early Years Integration, Social Housing (Peel Living), and Social Housing Policy and Programs.

. Source: Ontario Non-Profit Housing Association, *2008 Report on Waiting List Statistics for Ontario*

Arts and Culture

Key Indicators

The City of Brampton invested \$55 million or \$126 per capita in a new live performing arts centre in 2006/2007 (Rose Theatre).

Annual operating expenditures for arts, culture and theatre is \$4.68 million (2007) or \$10.78 per capita. This is off set by revenues on the order of \$2.5 million per year.

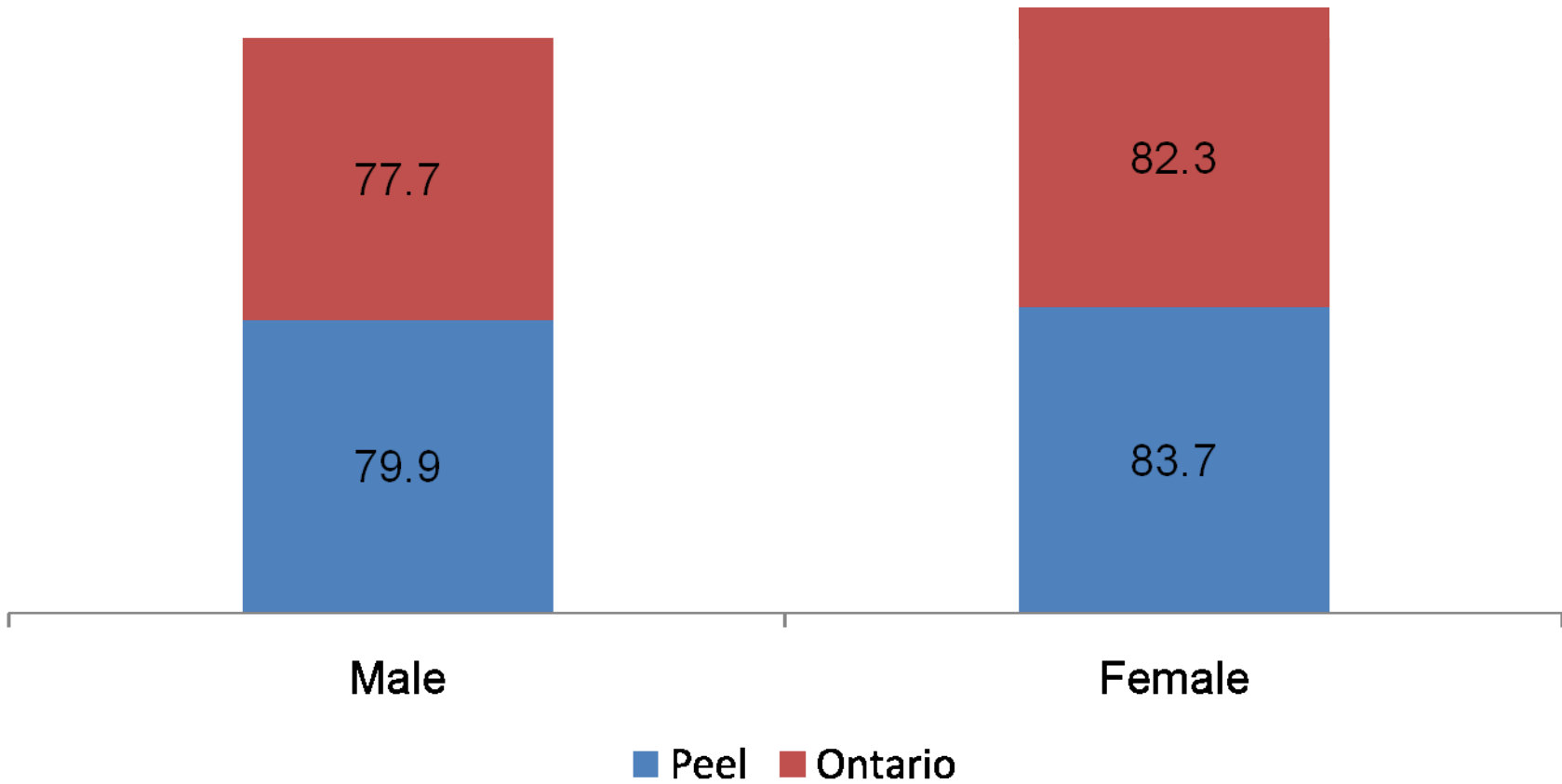
The City has three live theatres including: the Rose Theatre; Lester B. Pearson; and Loafers Lake Theatre.

The Arts, Culture and Theatres group provides the citizens of Brampton and the surrounding area with high-quality professional entertainment, while allowing community and cultural groups to flourish in well-equipped, safe facilities. They create programs to develop artists and audiences. They work with community groups including the Brampton Arts Council, to help them achieve their program goals and create viable arts and culture organizations within Brampton. They influence City policy regarding arts-related activities and initiatives.

The City of Brampton is recognized as a leader in arts, culture and entertainment as the Rose Theatre continues to attract a variety of performers. The new theatre is programmed with a variety of unique artists and attractions that brings many new visitors to the City.

Health

Life Expectancy at Birth by Gender



Source: Regional Municipality of Peel, State of the Region's Health 2007 Report

Health

Obesity and Other Medical Indicators

- An estimated 47.5% of Peel adults were overweight or obese in 2007 . In both Peel and Ontario, adult males were more likely to be overweight or obese compared to females.
- Peel had a similar proportion of overweight and obese adults compared to its neighbours in York and Halton regions, while Toronto had a lower prevalence.
- 55.9% of residents in Peel, perceived their health to be very good or excellent in 2007.
- 92.8% of Peel residents has a regular medical doctor (compared to 90.4% in Ontario).
- 32% of Peel residents received an influenza immunization in the previous 12 months (compared to 35.7% in Ontario).